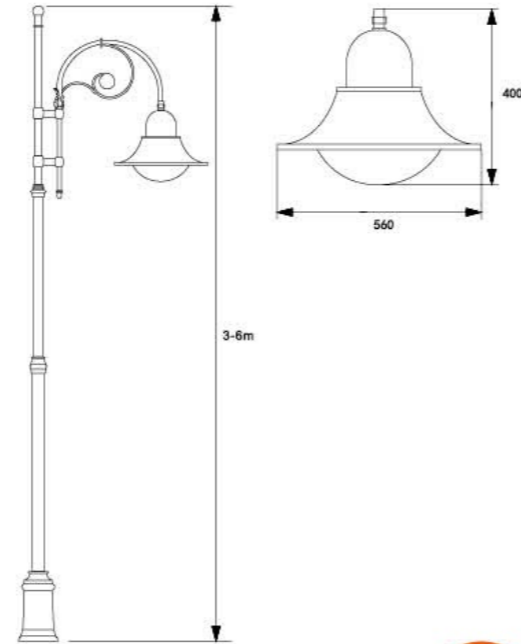




CLOCK

• Product Dimension



5 YEAR WARRANTY


• Technical Characteristics

Product Code	KTSL4009	KTSL4009	KTSL4009	KTSL4009
Wattage	20W	30W	60W	90W
Total Lumen	around 2100 LM	around 3150 LM	around 6300 LM	around 9450 LM
Chip Brand	CREE/Bridgelux/PHILIPS	CREE/Bridgelux/PHILIPS	CREE/Bridgelux/PHILIPS	CREE/Bridgelux/PHILIPS
Driver Brand	MW / PHILIPS	MW / PHILIPS	MW / PHILIPS	MW / PHILIPS
Power Factor	>0.9	>0.9	>0.9	>0.9
Voltage Range	110V-277V	110V-277V	110V-277V	110V-277V
Surge Protection	10KV	10KV	10KV	10KV
Insulation Class	Class 1	Class 1	Class 1	Class 1
Kelvin Range	3000-6500K	3000-6500K	3000-6500K	3000-6500K
CRI	>70	>70	>70	>70
Working Temperature	(-40°C to 60°C)	(-40°C to 60°C)	(-40°C to 60°C)	(-40°C to 60°C)
IP Class	IP66	IP66	IP66	IP66
IK Class	IK09	IK09	IK09	IK09
Life Span (Hours)	50000 hours	50000 hours	50000 hours	50000 hours
Material	Diecasting aluminium	Diecasting aluminium	Diecasting aluminium	Diecasting aluminium
Dimintions				
Packing Size (LxWxH)	48x48x48mm	48x48x48mm	48x48x48mm	48x48x48mm
N.W	5.8kg	5.8kg	6.3kg	6.8kg
Installation Spigot	32 / 50mm	32 / 50mm	32 / 50mm	32 / 50mm


Remark : 1 . Driver is dimmable(1-10V or DALI) or non-dimmable optional
2 . Total Lumen is according to project's requirements



fix to pole with screw



connect bottom and top body with hanging steel strip



we can use 2*30W LED module



we can fix driver in the top body

